

4K HDMI Distributor

ITEM NO.: 800747,800753



800747,800753 are distributors for HDMI signals. Both of them support 3D and resolution up to 4K UHD. It reclocks and equalizes the signal and distributes it to two or four identical outputs.

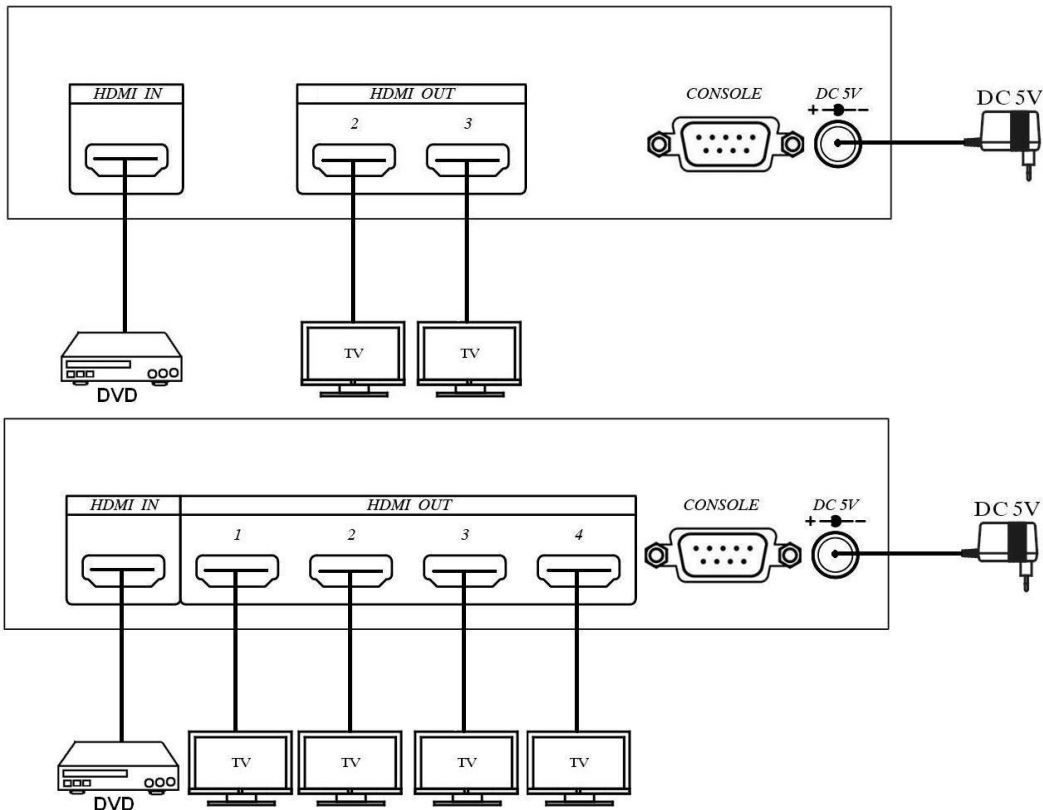
800747 1 Input 2 Output 4K HDMI Distributor

- Connects up to 2 HDMI displays at the same time from a digital video source.
- Support up to 3D, 4K UHD , 12-Bit deep color.
- Built in EDID learning/integration function.
- Support LPCM 7.1、Dolby TrueHD、DTS-HD Master Audio.
- Bandwidth: 25~340 Mhz.
- HDMI 1.4a compliance, HDCP 1.4 complaint.
- DVI 1.0 compliance.

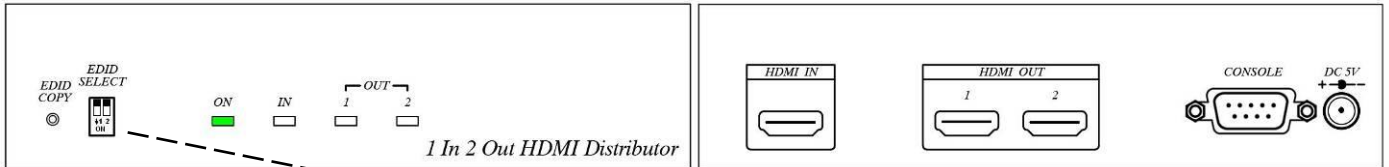
800753 1 Input 4 Output 4K2K HDMI Distribution Amplifier

- Identical to HD02-4K, but 4 HDMI displays at the same time.

Installation View:



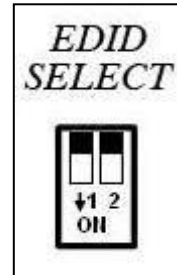
**PANEL VIEW:
800747**



800747 LED Indication :

POWER	Green on:	Power on
INPUT	Blue on:	HDMI Input
OUTPUT1	Blue on	HDMI output 1
OUTPUT2	Blue on	HDMI output 2

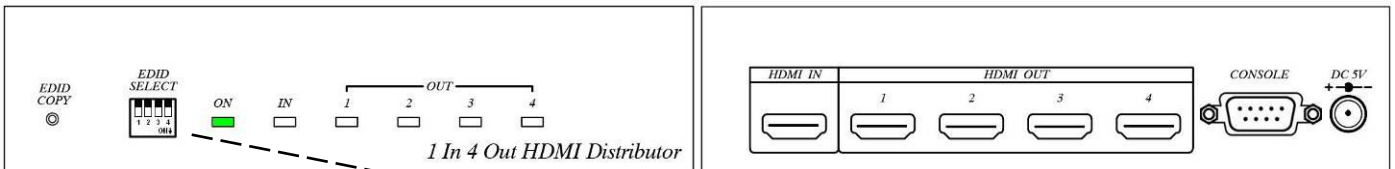
DIP Switch for EDID



800747 DIP Switch instruction:

- Switch all OFF: Default 1080P as EDID source.
- Switch ON 1: Monitor of output 1 as EDID source.
- Switch ON 2: Monitor of output 2 as EDID source.

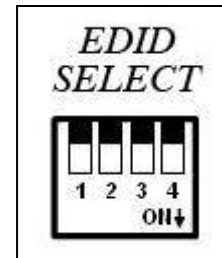
HD04-4K



800753 LED Indication :

POWER	Green on:	Power on
INPUT	Blue on:	HDMI Input connected
OUTPUT1	Blue on:	HDMI output 1 connected
OUTPUT2	Blue on:	HDMI output 2 connected
OUTPUT3	Blue on:	HDMI output 3 connected
OUTPUT4	Blue on:	HDMI output 4 connected

DIP Switch for EDID



800747 DIP Switch instruction:

- DIP Switch all OFF: Default 1080P as EDID source.
- Switch ON 1: Monitor of output 1 as EDID source.
 - Switch ON 2: Monitor of output 2 as EDID source.
 - Switch ON 3: Monitor of output 3 as EDID source.
 - Switch ON 4: Monitor of output 4 as EDID source.

EDID COPY Button Instruction :

Press "EDID COPY" button to learn EDID from selected EDID source, when INPUT/OUTPUT LED flash once means EDID copy completed.

- ✗ HDMI source must be connect during EDID copy operation.
- ✗ When learning more than one port, the new EDID will support two channel audio only.
- ✗ Restore default EDID: Set all dip switches OFF, connect the HDMI input and press the EDID COPY button

Example 1: Turn DIP switch 1 ON, press the EDID COPY button to copy EDID from monitor of output 1 (name, supported resolution and audio format)

Example 2: Monitors of output 1 and 2 support different resolutions, turn the DIP switches 1 and 2

ON then press the EDID COPY button to integrate a new set of EDID. The resolution is supported by both monitors and audio format is two channels

Console Port:

RS232 interface connect to PC for firmware updated

Specification:

ITEM NO.	800747	800753
Resolution	480p , 576i , 720p , 1080i , 1080p@60Hz , 4K@30Hz	
HDMI Connector	Input: 1 port (HDMI Type A), Output: 2 port (HDMI Type A)	Input: 1 port (HDMI Type A), Output: 4 port (HDMI Type A)
Console	RS232 x 1 (use for firmware update)	
DIP Switch	25-340Mhz, support up to 12-Bit deep color	
Function button	Button x 1	
Power Supply	DC 5V 2A	
Temperature	Operation: 0 to 60°C, Storage: -20 to 85°C, Humidity: up to 95%	
DIMENSIONS mm	167 x 100.5 x 40	
Weight g	445	455



2020/7/22 Rev. A



VandalVeto®

אגבר אלקטרוניקה 2000 בע"מ 

• רח' כורזין 5, גבעתיים 53583 • טל: 03-5713004 • פקס: 03-5711450
 • www.egber.com • egber@egber.com