

General Series Battery

6FM65G/12Volt 65Ah



Gel series is specially designed for power supply under extreme weather condition. It can be designed with AGM or PVC separator, by using strong grids, high purity lead and patented Gel electrolyte, With 15-year design life, it has rapid charging acceptance and floating or cyclic endurance.

Application

- ☆ Emergency Power System
- ☆ Communication equipment
- ☆ Telecommunication systems
- ☆ Uninterruptible power supplies
- ☆ Electric toy car and wheelchairs, etc
- ☆ Power tools
- ☆ Alarm system
- ☆ Marine equipment
- ☆ Medical equipment
- ☆ Fire and Security System

General Features

- ☆ Heavy Duty Grid
- ☆ Mechanized assembly
- ☆ Non-spillable construction
- ☆ High Reliability and Stability
- ☆ Sealed and Maintenance-free
- ☆ Long Life and low self-discharge design

Construction

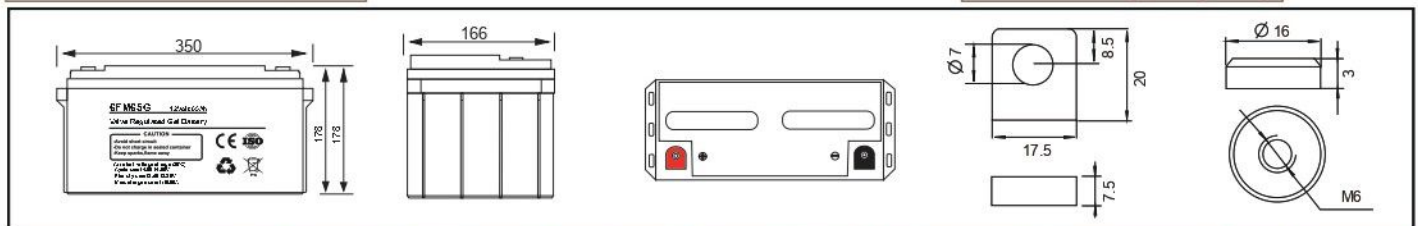
- ☆ Positive.....Lead dioxide
- ☆ Electrolyte.....Sulfuric acid
- ☆ Separator.....AGM or PVC
- ☆ Container.....ABS(UL94-HB) / Flame Retardant ABS (UL94-V0)
- ☆ Negative.....Lead
- ☆ Safety Valve.....EPDR
- ☆ Terminal.....Copper

Specification

Battery Model	Nominal Voltage	12V			
	Rated capacity (10Hour rate)	65Ah			
	Cells Per battery	6			
Dimension	Length	Width	Height	Total Height	
	350mm	166mm	178mm	178mm	
Approx Weight	19.5Kg				
Internal Resistance	Full charged at 25°C (77°F): Approx 7mΩ				
Max.discharge current	780A(5s)				
Floating design life @ 25°C (77°F)	15 years				
Capacity @ 25°C (77°F)	10Hour rate(6.5A/10.8V)	5Hour rate(10.5A/10.5V)	3Hour rate(13A/10.5V)	1Hour rate(26.8A/9.60V)	
	65Ah	52.5Ah	39Ah	26.8Ah	
Capacity affected by Temp(10 HR)	40°C (104°F)	25°C (77°F)	0°C (32°F)	-15°C (5°F)	
	102%	100%	85%	65%	
Self Discharge @ 25°C (77°F)	After 3 months storage	After 6 months storage	After 12 months storage		
	93%	84%	65%		
Charge method @ 25°C (77°F)	Cycle Use	14.5-14.9V (Initial charging current less than 19.5A)			
	Float Use	13.6-13.8V			

Outer dimension (mm)

Terminal Type (mm)



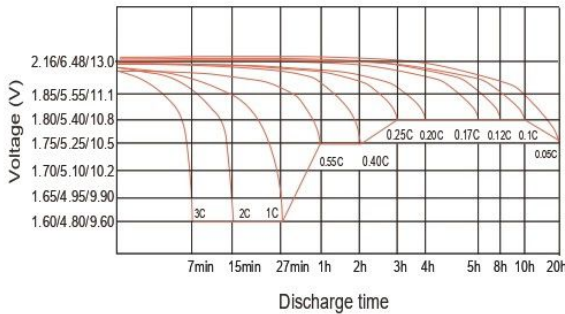
Constant Current(Amp) and Constant Power(Watt) Discharge Table at 25°C (77°F)

F.V / TIME		5min	10min	15min	30min	1h	2h	3h	4h	5h	8h	10h	20h
9.60V	A	234.00	143.00	113.75	74.75	39.00	22.75	16.90	13.65	11.40	7.53	7.15	3.71
	W	2480.40	1518.66	1217.13	807.30	425.10	247.98	185.90	150.15	125.42	83.57	79.37	41.68
10.20V	A	214.50	143.54	104.54	70.96	40.30	21.83	16.58	13.00	11.19	7.41	6.83	3.64
	W	2338.05	1593.31	1165.64	798.28	453.38	246.67	187.30	147.55	126.95	84.10	77.46	41.31
10.50V	A	198.93	137.15	97.50	68.79	39.00	21.40	16.25	12.35	11.05	7.31	6.70	3.59
	W	2188.20	1542.94	1101.75	784.22	444.60	244.98	186.06	142.03	127.08	84.09	76.99	41.34
10.80V	A	181.13	131.08	91.00	65.65	37.70	20.85	15.93	12.13	10.56	7.12	6.50	3.55
	W	1992.47	1494.35	1041.95	758.26	435.44	240.87	184.73	141.35	123.05	82.98	75.73	41.35
11.10V	A	156.65	123.50	84.50	61.10	35.75	20.31	15.28	11.92	10.10	6.93	6.34	3.51
	W	1770.15	1426.43	980.20	714.87	418.28	237.66	179.48	140.62	119.20	81.81	74.78	41.42

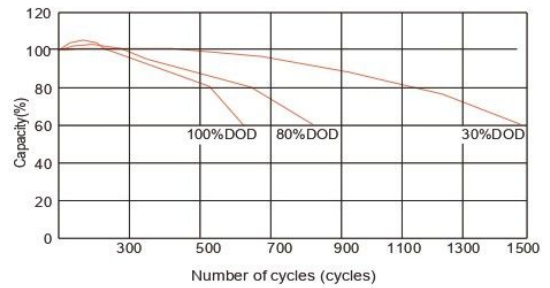
Note: The above datas are average values. (Edition 2017-11)

6FM65G/12Volt 65Ah

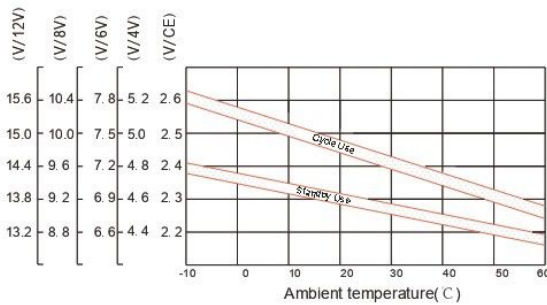
Discharge characteristic Curve



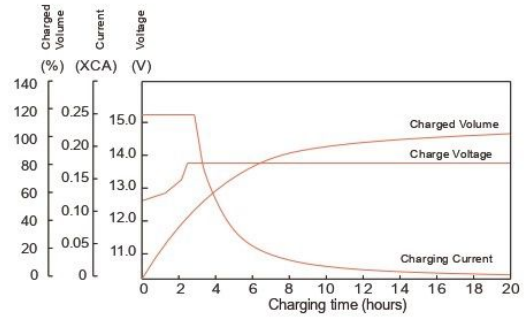
Cycle service life in relation to depth of discharge



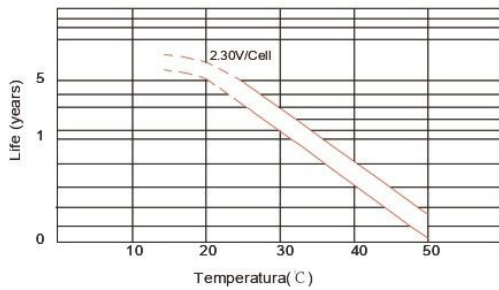
Relationship between charging voltage and temperature



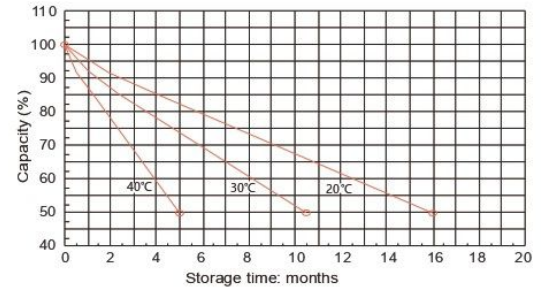
Constant voltage charging characteristic (0.25CA, at 25°C)



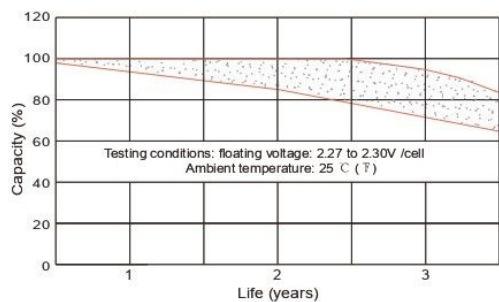
Temperature effects on float life



Self-discharge characteristic



Life characteristics of standby use



Charge characteristic Curve for standby use

